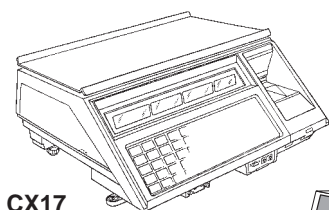


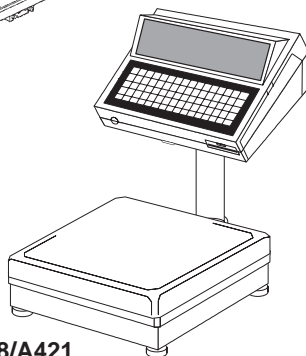
**Avery Berkel**

# ***Service Instructions***

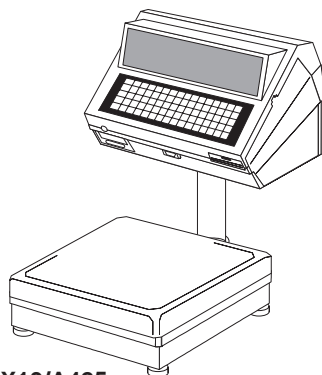
## **CX16/A402/CX17/A405/CX18/A421/CX19/A425 Retail Scales**



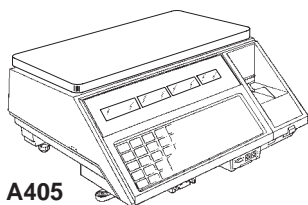
**CX17**



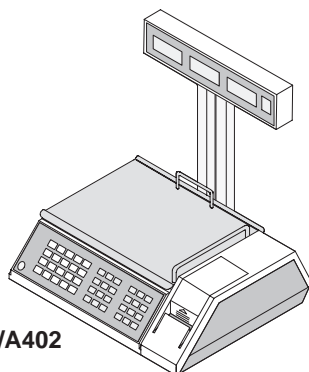
**CX18/A421**



**CX19/A425**



**A405**



**CX16/A402**

---

## Safety

***This equipment is supplied by a mains voltage which can cause electric shock injury. Before removing the machine's cover, disconnect completely the mains power supply and ensure that it cannot be connected inadvertently by other persons.***

***If the cover is removed, do not apply power to the unit unless specifically instructed to do so in these instructions. When working on live equipment, exercise great care, use insulated tools and test equipment, and do not work alone.***

***When testing or fault-finding the unit, exercise extreme care. Ensure that any test equipment used is in good condition and capable of withstanding the voltages existing. Tools used must have insulated hand grips. Test probes and jumper leads must be in good condition and must have adequate insulation. Test probes with claw ends and jumper leads must not have insecure parts which may fail during use.***

***The power plug must be inserted in a socket outlet provided with a protective earth contact. The electrical supply at the socket outlet must provide over-current protection of 3 amperes. The socket outlet must be within easy reach for isolation of the machine for cleaning and servicing.***

***Do not clean the machine whilst it is switched on. For cleaning use only a clean cloth moistened with water containing a small amount of domestic detergent.***

***When lifting, moving or supporting the machine take its weight into consideration.***

***When handling PCBs, ensure that full anti-static precautions are observed.***

***To clean the print head use print head cleaning kit part number 76801-102 and follow the instructions supplied with the kit. Do not use metallic objects on the print head.***

This is a “Table of Contents preview” for quality assurance

The full manual can be purchased from our store:

[https://the-checkout-tech.com/manuals/avery berkel/A-402 A-405 A-421 A-425 CX-16 C](https://the-checkout-tech.com/manuals/avery%20berkel/A-402%20A-405%20A-421%20A-425%20CX-16%20C)

And our free Online Keysheet maker:

<https://the-checkout-tech.com/Cash-Register-Keysheet-Creator/>

[HTTPS://THE-CHECKOUT-TECH.COM](https://THE-CHECKOUT-TECH.COM)